



# Fair and Effective Protected and Conserved Areas

Global Biodiversity Framework Target 2 implemented and reported through the Nairobi Convention in the Western Indian Ocean



Presentation by James Hardcastle, IUCN Global Protected Areas Programme

March 2021 SPP 2020 Forum



# Global Biodiversity Framework – Target 2

- Emphasis on the **EFFECTIVENESS** of the system of protected and conserved areas:
- *“By 2030 protect and conserve, through well-connected and effective systems of protected areas and other effective area-based conservation measures at least 30% of the planet, with a focus on areas of particular importance for biodiversity”*
- The Nairobi Convention specifically calls for protected and conserved areas to:
  - enhance inclusivity in governance
  - set encompassing objectives for biodiversity as well as climate resilience, and locally-determined ecosystem, economic and cultural values.
- IUCN guidance on CBD Decision 14/8 on ‘other effective area-based conservation measures’ (OECM) is also marked by the central focus on **effectiveness** in these areas.
- The proposed target of 30%, if applied in an inclusive way to identify, recognise and support areas that are **effectively** conserved will actually increase measures on quality attributes, e.g. diversity, representativeness

# Nairobi Convention: capacity development

- Lessons from Parties have contributed to the emerging Global Biodiversity Framework, ie:
- **Capacity development** including evidence-based implementation as well as processes that allow adaptive learning in the face of change.
- **Knowledge generation, management and sharing** for biodiversity planning, policy development, decision-making, implementation and transparency and responsibility.
- **Outreach, awareness, uptake and application** of learning in practice.
- The Nairobi Convention aims to provide information in an easily accessible and understandable format to assist in the decision-making processes for the management of the marine and coastal resources, including for protected and conserved areas
- Promote resources such as **BIOPAMA Regional Resource Hub**, and **PANORAMA Solutions** for improved dissemination and enhanced understanding of marine and coastal processes.

# Understanding ‘Effectiveness’ in Protected Areas

- Target 2 promotes a new notion of ‘effectiveness’ for the next decade of CBD implementation
- An opportunity for the Nairobi Convention Parties and WIO region to inform and benefit from the new global focus on how to measure and achieve **effectiveness** in protected and conserved areas

## Governance and Management

Distinguishing OECMs is crucial

Next generation ‘Protected Area Management Effectiveness’ (PAME) assessment tools

Equity, rights and good governance

## Design and Planning

Connectivity of sites and within systems of protected and conserved areas

Effectiveness in delivering **successful conservation outcomes**

## Measuring success

Metrics for effectiveness:

*% of protected and conserved areas that have equitably set conservation objectives;*

*% of these areas that are effectively meeting their conservation objectives*

Capacity for effectiveness


# CBD Decisions – Aichi Target 11 and Post-2020




AICHI TARGET 11: By 2020, at least 17 per cent of terrestrial and inland water, and 10 per cent of coastal and marine areas, especially areas of particular importance for biodiversity and ecosystem services, are conserved through effectively and equitably managed, ecologically representative and well connected systems of protected areas and other effective area-based conservation measures, and integrated into the wider landscapes and seascapes

- CBD COP 13, Mexico
  - Decision XIII/2 “*promote the IUCN Green List of Protected and Conserved Areas as a voluntary standard to encourage protected area management effectiveness*”
    - *Mexico commits 25 sites to the UCN Green List programme*
- CBD COP 14, Egypt
  - *Green List awards,*
    - *presented by Minister of Environment of Egypt and Executive Secretary of CBD*
    - *China commits to support Green List nationally and through international cooperation*

CBD COP 15 - POST 2020 Framework: the IUCN Green List Standard is positioned as an indicator for effectiveness of protected areas and OECM for biodiversity and climate



# IUCN Green List worldwide 2014 - 2021



## Impact

- 800+ candidate sites work to improve effectiveness
- More than 1,200 IUCN experts engaged
- Improvements Benchmarking tool

## Celebration

- 56 sites awarded 'Green List' status
- High-level CBD present award at COP 14, 2018
- IUCN Awards event planned for 2021

## Commitment

- 65 countries now participating,
- New regions engaged (Amazon, Coral Triangle)
- New policy commitments for PA quality and financing

# IUCN GREEN LIST AIMS



## Political Will

- Commitments to improve protected area system effectiveness, networks and connectivity

## Investment

- Increase and efficiency in finance allocations
- New and additional sources

## Evaluation

- Measure effectiveness and quality of governance
- Results and impact

## Recognition

- Incentives
- Improvement
- Recognition
- Certification

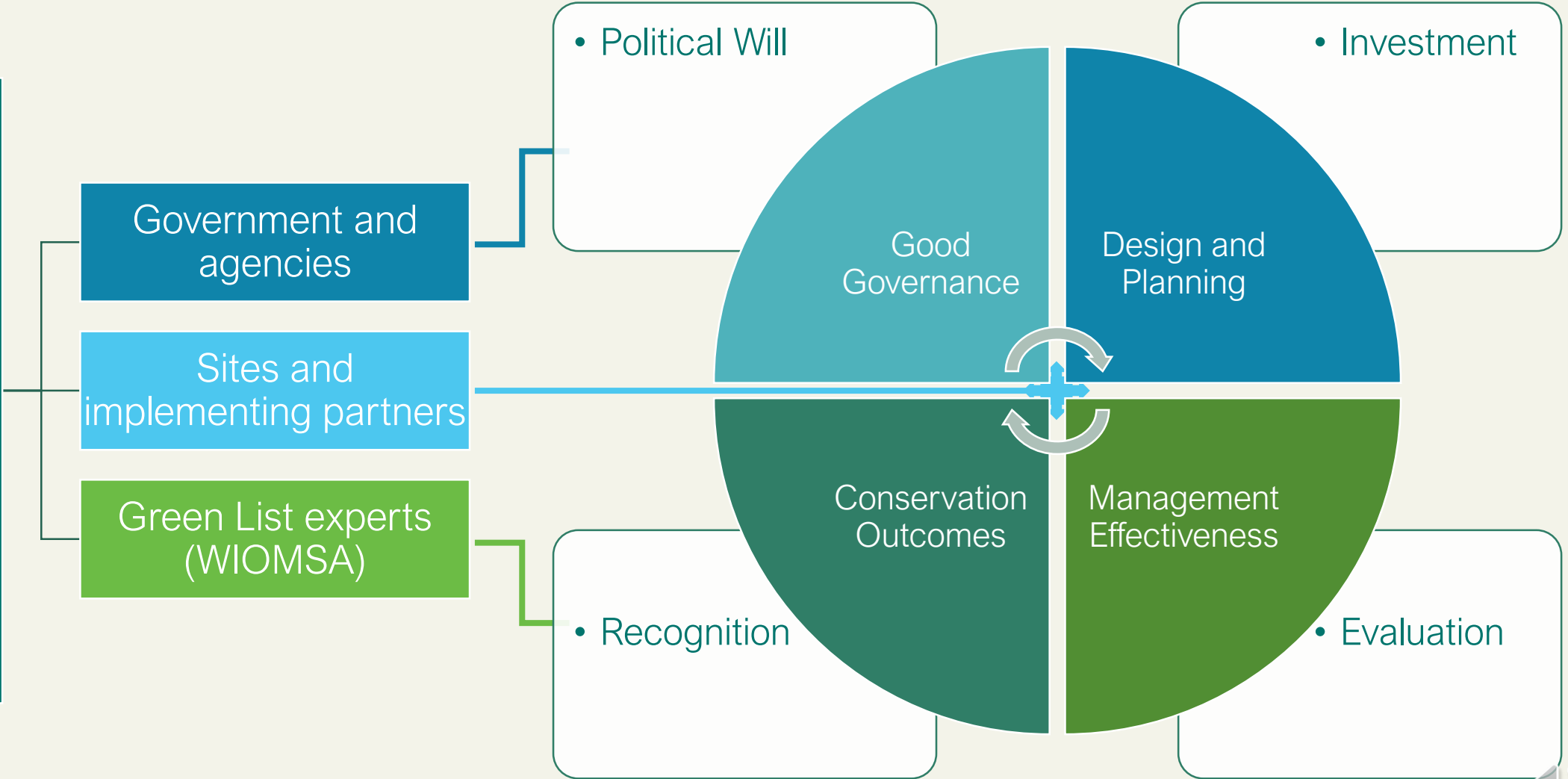


Green List  
Protected | Conserved Areas

# IUCN Green List



## IUCN GREEN LIST





# Effectiveness in WIO region



Green List  
Protected | Conserved Areas

ADAPT TO WIO

- Adapt Green List indicators to WIO
- Set country-specific Means of Verification MOV
- Integrate existing tools and legal requirements
- Endorsement by WIO community
- Guidance for self-assessment to candidate PCAs

Good Governance

- 1.1 Guarantee legitimacy and voice
  - 1.2 Achieve transparency and accountability
  - 1.3 Enable governance vitality and capacity to respond adaptively
- WIO: Ensure climate adaptation reflected in indicators for 1.3*

Sound Planning & Design

- 2.1 Identify major site values
  - 2.2 Design for long-term conservation
  - 2.3 Understand threats and challenges
  - 2.4 Understand social and economic context
- WIO: 2.5 'Plan for the climate crisis'*

Effective Management

- 3.1 Long-term management plan
  - 3.2 Manage ecological conditions
  - 3.3 Manage within social and economic context
  - 3.4 Manage threats
  - 3.5 Effectively enforce laws
  - 3.6 Manage access and use
  - 3.7 Measure success
- WIO: Add 3.8 Manage for climate change*

Conservation Outcomes

- 4.1 Demonstrate conservation of major natural values
  - 4.2 Demonstrate conservation of ecosystem services
  - 4.3 Demonstrate conservation of major cultural values
- WIO: 4.4 Demonstrate contribution to climate resilience (adaptation and mitigation)*

# *Policy Recommendations for Parties:*

- Enable more diverse governance frameworks that support *effectiveness* of protected and conserved areas,
- Define ‘other effective area-based conservation measures’ (OECM) for each country, and the region.
- Enact policies and programmes that promote region-wide scale and integration of systems and networks of effective protected and conserved areas into marine spatial planning, climate change adaptation programmes and other nature-based solutions

## *Technical Recommendations for Parties and their constituents:*

- Align networks and expert commitments, such as through WIOMSA and IUCN members to mentor agencies and site managers, communities and their representatives, in achieving and maintaining standards for effectiveness.
- Unlock capacity development and mentoring through solutions-oriented national and regional programmes,
- Build on platforms such as **PANORAMA**, to create constituency and capacity for effective area-based conservation
- Encourage Parties to adopt 'next generation' tools for measuring and reporting effectiveness
- Support WIOMSA to adapt the **IUCN Green List Sustainability Standard** and criteria for the WIO region.
- Promote simple and **measurable metrics for effectiveness**.
- Link such performance metrics that demonstrate impact to national and regional financing and investment.



**Green List**  
Protected | Conserved Areas

The ongoing role of the Nairobi Convention in delivering well-connected and effective systems of protected areas and other effective area-based conservation measures through capacity development, networking and knowledge management, in turn supporting implementation and reporting on the Post-2020 Global Biodiversity Framework.

*Authors: James Hardcastle<sup>1</sup>, Thomas Sberna<sup>2</sup>, Liliane Parany<sup>3</sup>, Arthur Tuda<sup>4</sup>, Daniel Marnewick<sup>5</sup>, Cécile Fattebert<sup>1</sup>, Nirmal Jivan Shah<sup>6</sup>, Beatrice Chataigner<sup>7</sup>, Nadine Seleem<sup>1</sup>, Jenny Kelleher<sup>1</sup>*

1. *IUCN Global Programme on Protected and Conserved Areas*
2. *IUCN Regional Office for Eastern and Southern Africa*
3. *Madagascar National Parks Agency*
4. *WIOMSA*
5. *Birdlife South Africa*
6. *Nature Seychelles*
7. *IUCN Pan-African Protected Areas Programme*

